



**OREGON**  
DEPARTMENT OF  
EDUCATION

Oregon achieves... together!


# OREGON AT-A-GLANCE SCHOOL PROFILE

## Insight School of Oregon Painted Hills

PRINCIPAL: Melissa Hausmann | GRADES: 7-12 | 340 SE High St, Mitchell 97750 | 541-823-5010


2021-22

### Students We Serve




### DEMOGRAPHICS


#### American Indian/Alaska Native




#### Asian




#### Black/African American




#### Hispanic/Latino



#### Multiracial



#### Native Hawaiian/Pacific Islander



#### White



**6%**

Ever English  
Learners



**6**

Languages  
Spoken

**19%**

Students  
with  
Disabilities

**82%**

Required  
Childhood  
Vaccinations

**>95%**

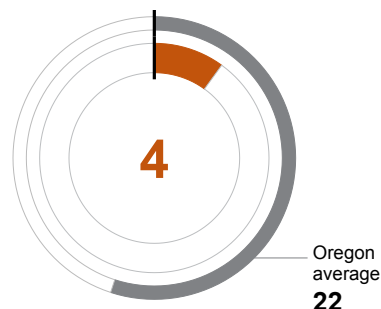
Free/  
Reduced  
Price Lunch

\*<10 students or data unavailable

### School Environment

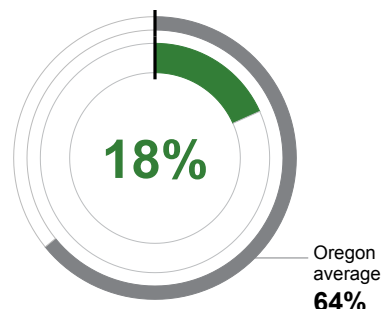
#### CLASS SIZE

Median size of classes in core subjects.



#### REGULAR ATTENDERS

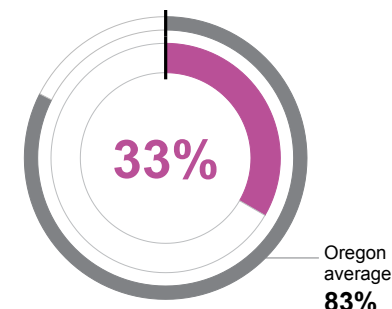
Students who attended more than 90% of their enrolled school days.



### Academic Progress

#### ON-TRACK TO GRADUATE

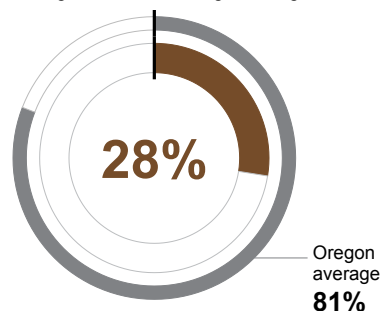
Students earning one-quarter of graduation credits in their 9th grade year.



### Academic Success

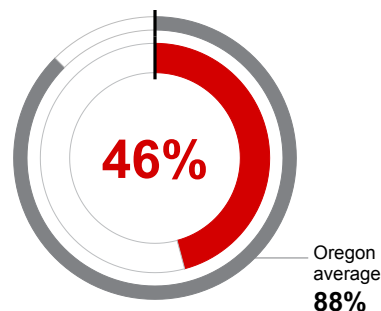
#### ON-TIME GRADUATION

Students earning a diploma within four years. Cohort includes students who were first-time ninth graders in 2017-18 graduating in 2020-21.



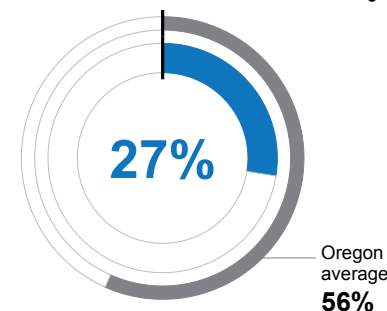
#### FIVE-YEAR COMPLETION

Students earning a high school diploma or GED within five years. Cohort includes students who were first-time ninth graders in 2016-17 finishing in 2020-21.



#### COLLEGE GOING

Students enrolling in a two or four year college within 16 months of completing high school in 2019-20. Data from the National Student Clearinghouse.



### School Goals

Our school staff, working with all stakeholders strive to improve the academic outcomes of all students. We have developed and implemented strategies to increase students' performance on state assessments, increase school attendance, and improve our freshman on track to graduate. Our school goals:

- Increase the percentage of students that are proficient in Math and Reading on the SBAC compared to the previous year.
- Increase the percentage of freshman on track compared to previous year.
- Decrease the percent of students chronically absent compared to the previous year.

### State Goals

The Oregon Department of Education is partnering with school districts and local communities to ensure a 90% on-time, four year graduation rate by 2025. To progress toward this goal, the state will prioritize efforts to improve attendance, provide a well-rounded education, invest in implementing culturally responsive practices, and promote continuous improvement to close opportunity and achievement gaps for historically and currently underserved students.

### Safe & Welcoming Environment

As an online school we take many steps to ensure we offer a safe and welcoming environment. The school handbook outlines appropriate and acceptable behavior during all school classes and events. Staff closely monitor student behavior and can lock student access if necessary. We hold assemblies to provide lessons to teach students appropriate behavior in school and out of school. We celebrate students' academic achievements in honor roll assemblies and through attendance awards.



# OREGON AT-A-GLANCE SCHOOL PROFILE CONTINUED

## Insight School of Oregon Painted Hills

2021-22

### Outcomes

#### Our Staff (rounded FTE)



9

Teachers



0

Educational  
assistants



<1

Counselors/  
Psychologists



65%

Average teacher  
retention rate



34%

% of licensed teachers  
with more than 3 years  
of experience



No

Same principal in  
the last 3 years

#### REGULAR ATTENDERS

|                                  |                                  |
|----------------------------------|----------------------------------|
| American Indian/Alaska Native    | <10 students or data unavailable |
| Asian                            | <10 students or data unavailable |
| Black/African American           | <10 students or data unavailable |
| Hispanic/Latino                  | 12%                              |
| Multiracial                      | 35%                              |
| Native Hawaiian/Pacific Islander | <10 students or data unavailable |
| White                            | 17%                              |
| Free/Reduced Price Lunch         | 18%                              |
| Ever English Learner             | 23%                              |
| Students with Disabilities       | 21%                              |
| Migrant                          | <10 students or data unavailable |
| Homeless                         | <10 students or data unavailable |
| Students in Foster Care          | <10 students or data unavailable |
| Talented and Gifted              | <10 students or data unavailable |
| Female                           | 19%                              |
| Male                             | 18%                              |
| Non-Binary                       | <10 students or data unavailable |

#### ON-TRACK TO GRADUATE

|                                  |
|----------------------------------|
| <10 students or data unavailable |
| <10 students or data unavailable |
| <10 students or data unavailable |
| <10 students or data unavailable |
| <10 students or data unavailable |
| <10 students or data unavailable |
| <10 students or data unavailable |
| 33%                              |
| <10 students or data unavailable |
| <10 students or data unavailable |
| <10 students or data unavailable |
| <10 students or data unavailable |
| <10 students or data unavailable |
| 40%                              |
| <10 students or data unavailable |
| <10 students or data unavailable |

#### ON-TIME GRADUATION

|                                  |
|----------------------------------|
| <10 students or data unavailable |
| <10 students or data unavailable |
| <10 students or data unavailable |
| 35%                              |
| <10 students or data unavailable |
| <10 students or data unavailable |
| 28%                              |
| 28%                              |
| 40%                              |
| 17%                              |
| <10 students or data unavailable |
| 41%                              |
| <10 students or data unavailable |
| <10 students or data unavailable |
| 34%                              |
| 20%                              |
| Coming in 2022-23                |

### About Our School

#### ADVANCED COURSEWORK

At ISOR-PH, we strive to provide an individualized, personalized experience for all of our students. As a program offering a traditional virtual academy, an Insight program, and a DCA program, our students have the unique opportunity to participate in the program that meets their individual student need. We offer 4 pathways: Flexible, Accelerated, Credit Recovery, and Graduation Express. ISOR-PH provides enrichment opportunities for students who excel in school courses. Students can expand and explore their individual interests using the wide range of curriculum we offer to all students. We offer courses in all subject areas that allow students to be prepared and successful to continue their education at the college and/or university level.

#### CAREER & TECHNICAL EDUCATION

We offer a robust career technical education program for all students. We start by offering career exploration classes at the middle school and high school level. Students can select the specific CTE program of their interest.

- Business Management
- Entrepreneurship & Marketing

- Health Science
- Certified Medical Assistant

- Pharmacy Tech

- Arts, Information & Communications
- Arts, A/V Technology and Communications

- Information and Communication Technology

- Industrial and Engineering Systems
- Manufacturing

#### EXTRACURRICULAR ACTIVITIES

Students can participate in a variety of activities beyond the classroom. We hold several activities across the state where students and families can interact with each other and school staff. These opportunities give our students the ability to expand their education and build lasting relationships. Additionally, our students can participate in academic and social clubs with students across the state and nation. We also hold school dances, social outings and graduation ceremonies as well as a wide variety of virtual social events for students.

#### PARENT & COMMUNITY ENGAGEMENT

We encourage our parents, families and community to be involved in the school. We know that when parents and the community members are engaged our students and school is more successful. We hold regular site team meeting where parents are encouraged to attend and participate in schoolwide initiatives. Our site team meetings give the school community a voice in developing improvement strategies. We are beginning to identify and build partnerships with community members across the state.